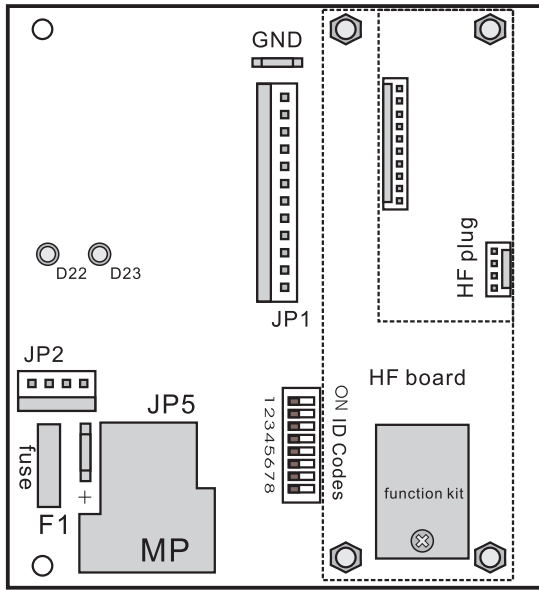
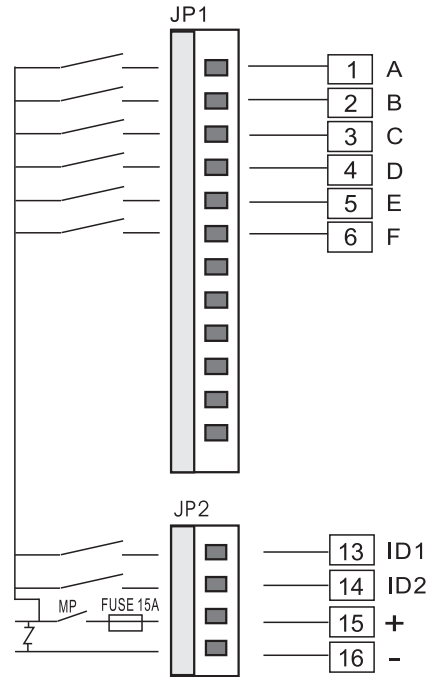


# APOLLO H2-6PB-MV Installation Wiring Diagram

**Encoder Board**



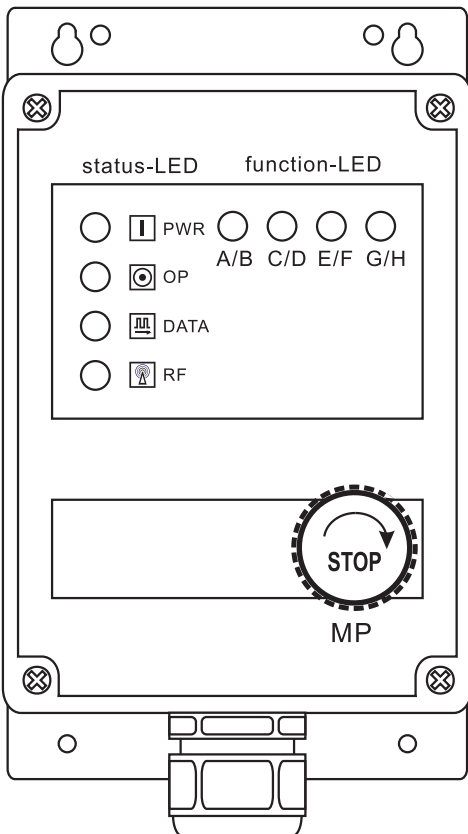
**Internal wiring**



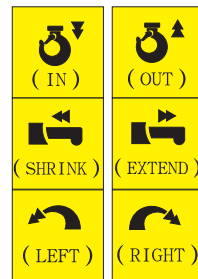

**Features:**

1. ID1 main relay is set for oil pump to be linked with each movement.
2. ID2 is set up for speed up.
3. Furnished with control cable 2M long.
4. The printing illustration on the button can be custom made.
5. Each set of motion ( ex.K1/K2 ) is set with interlock ex-work.

**Receiver**



**Transmitter**



button legend  
( custom-made on demand )

