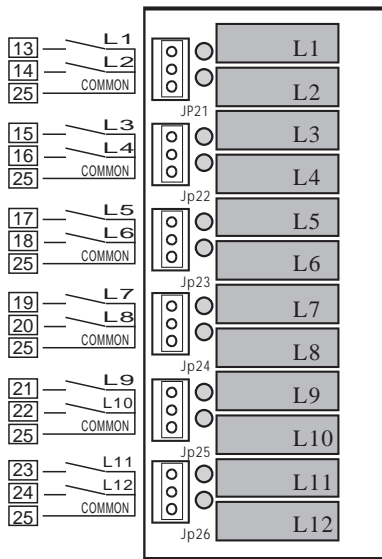
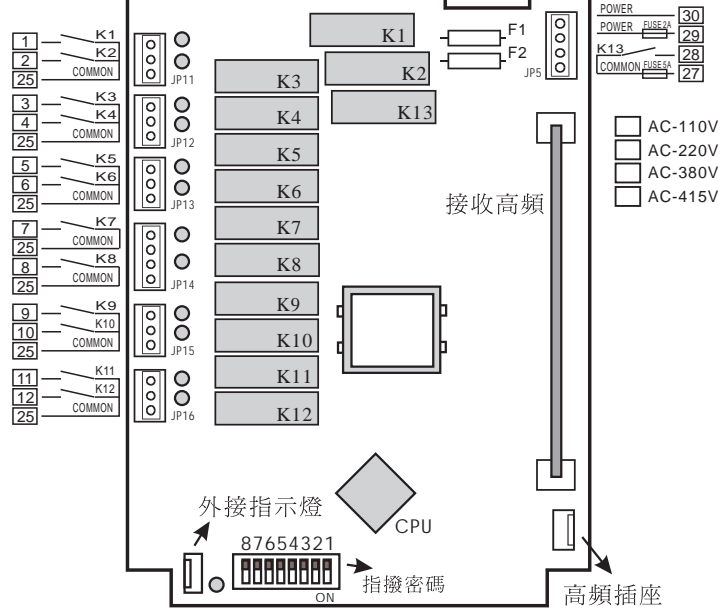


HERCULES A3-P5 安裝線路圖

您物超所值的最佳選擇 3-elite

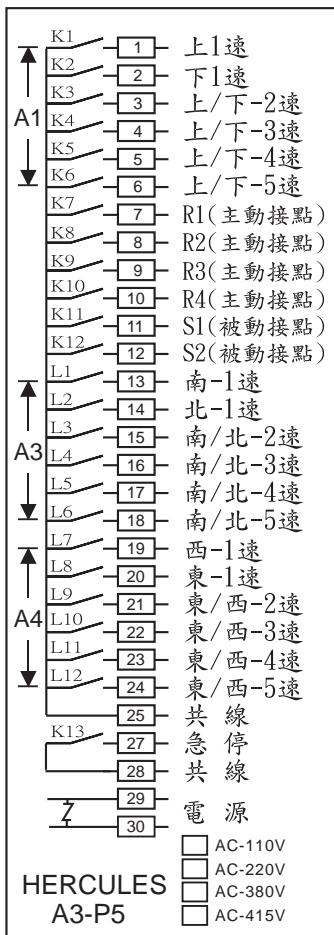


擴充繼電器板



解碼繼電器板(REV:3.21)

控制配線圖

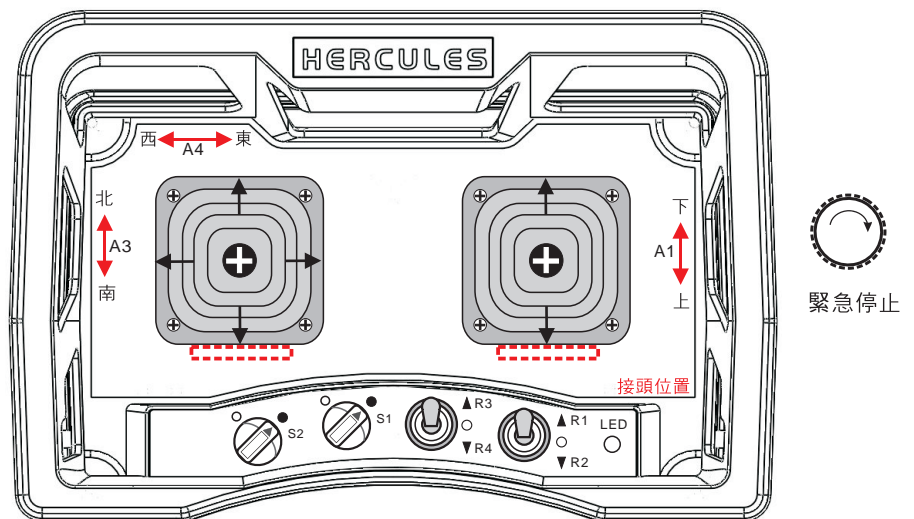


- F1 2A 電源保險絲
- F2 5A (Main)急停保險絲
- R1/R2/R3/R4 為主動接點開關
- S1/S2 為被動接點開關

K13 Main

搖桿控制閉合圖

控制接點	搖桿段落	5	4	3	2	1	0	1	2	3	4	5
K1 (L1) (L7)								×	×	×	×	×
K2 (L2) (L8)		×	×	×	×	×						
K3 (L3) (L9)		×	×	×	×				×	×	×	×
K4 (L4) (L10)		×	×	×						×	×	×
K5 (L5) (L11)		×	×								×	×
K6 (L6) (L12)		×										×



電源指示燈：正常操作時亮“綠燈”，低電壓時亮“紅燈”，請即更換電池。